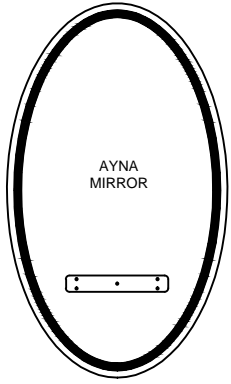


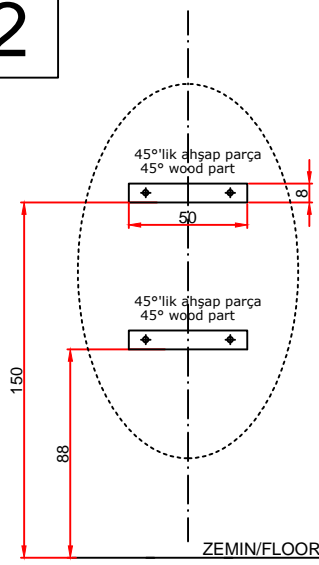
1



Tezgah tablası 5 Adet 3,5x50 vida ile sıkılır.

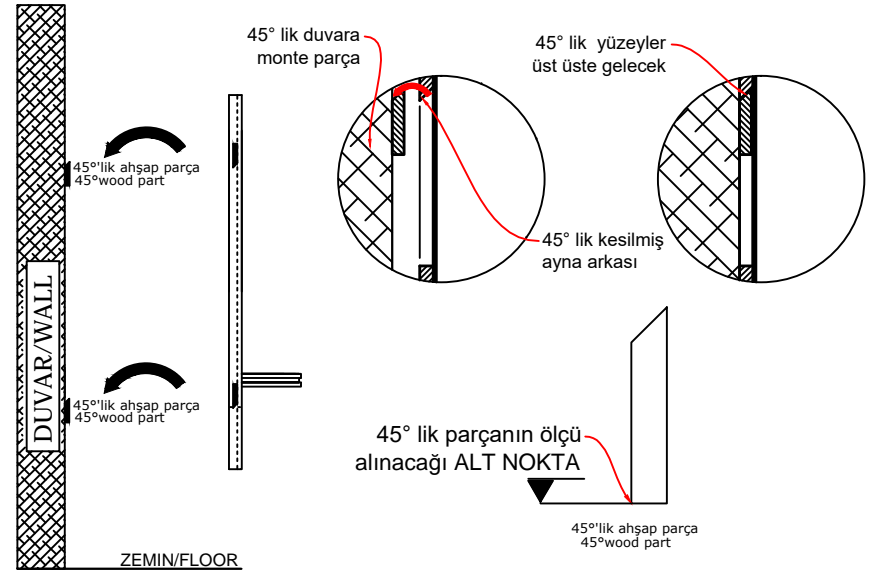
Unit shelf must fix with 5 pieces of 3,5x50 screws.

2

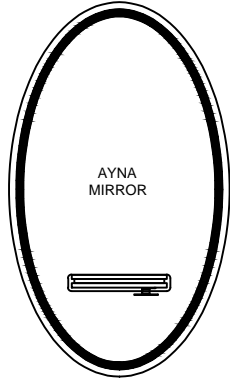


4 Adet 6x80 vida ile askı aparatı sıkılır. Ayna askı aparatına takılmadan önce led sortisini priz boşluğundan çekilir, ayna asılır.

The suspension bracket is must fix with 4 pieces of 6x80 screws. Before the mirror is attached to the bracket, pull the led outlet from the socket space and hang the mirror.



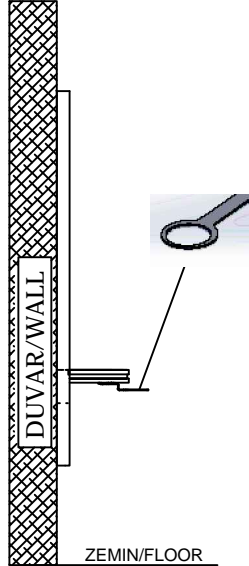
3



ZEMİN/FLOOR

Hareketli fönlük sacı 4 Adet 4x18 vida ile sıkılır.

Movable dryer holder with 4 pieces of 4x18 screws.



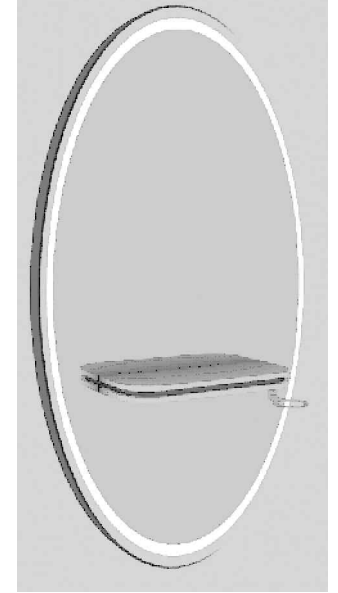
4



ZEMİN/FLOOR

Elektrik ve priz bağlantıları yapılır.

Electrical and socket connections are made.



ÜRÜN ADI:
Name of product:

DOMINO WALL NK BAYAN TEZGAHI_ MONTAJ ŞEMASI / ASSEMBLY DIAGRAM

ÇİZEN:
Designer:

Sibel MERİÇ

TARİH:
Date:

20.01.2022

ÖLÇÜLER : cm (santimetre'dir)
Çizim üstünden ölçü alınmamalıdır.
Measurements are in cm.