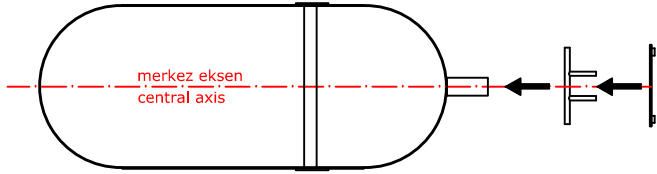


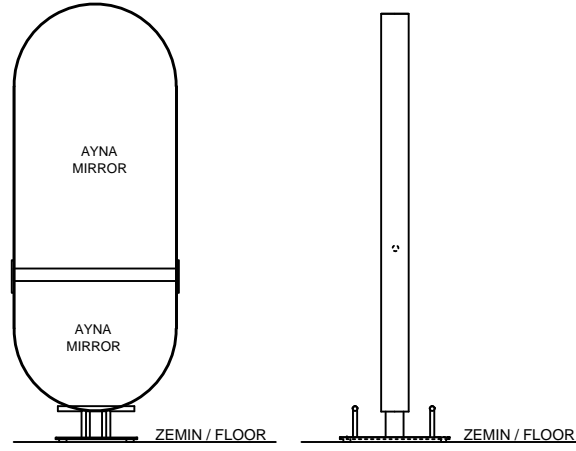
1



Tezgah gövdesi zemine paralel şekilde konular,
2 Adet ayak basma 4 Adet M10x20 civata ile platinaya sıkılır,
platina, kablolar platinadan geçirilerek,tezgah gövdesi borusuna
10 Adet M10x20civata ile sıkılır.

Unit is placed parallel to the floor,
2 pieces of foot step are fix to the platina with
4 pieces of M10x20 bolts,
platina, cables are passed through platina, into unit pipe
It is tightened with 10 pieces of M10x20 bolts.

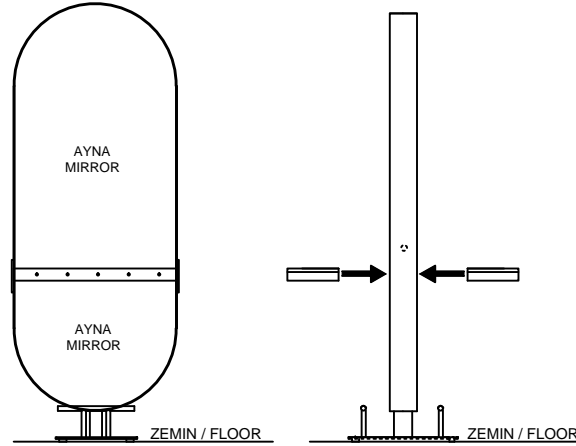
2



Zemine kablo bağlantıları yapılarak, tezgah dik konuma getirilir.

By making cable connections to the floor, the mirror
is brought to an upright position.

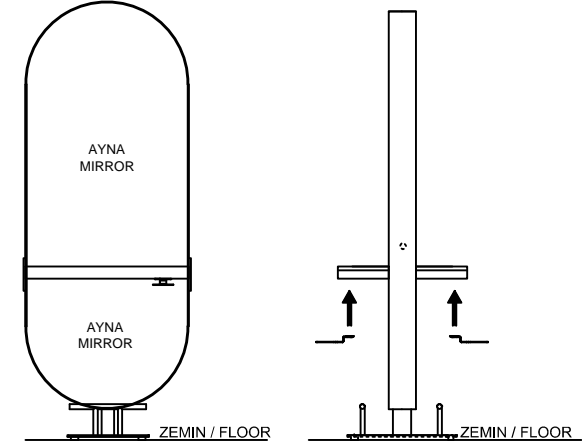
3



Sağ ve sol tabla, tezgah gövdesine 10 Adet 4x38 vida ile sıkılır.

The right and left tables are fixing to unit with 10 4x38 screws.

4



Fönlük sacı 4 Adet 4x18 vida ile sıkılır.

Dryer holder must fix with 4 pieces of 4x18 screws.

